

# Music and Tab for Guitar Scales - Two 'C' Scales

## 1. One Octave C Scale

Musical notation for a one-octave C major scale. The top staff is in treble clef with a key signature of one flat (Bb) and a common time signature. The scale is written as a sequence of eighth notes: C4, D4, E4, F4, G4, A4, Bb4, C5, Bb4, A4, G4, F4, E4, D4, C4. Fingering numbers (2, 4, 1, 2, 4, 1, 3, 4, 2, 1, 4, 2, 1, 4, 2) are placed above the notes. The bottom staff is a guitar tablature with six strings, showing fret numbers for each note: 0, 2, 3, 2, 4, 5, 4, 2, 3, 2, 4, 3, 2, 1, 0.

## 2. Two Octave C Scale

Musical notation for a two-octave C major scale. The top staff is in treble clef with a key signature of one flat (Bb) and a common time signature. The scale is written as a sequence of eighth notes: C4, D4, E4, F4, G4, A4, Bb4, C5, Bb4, A4, G4, F4, E4, D4, C4, Bb3, A3, G3, F3, E3, D3, C3. Fingering numbers (2, 4, 1, 2, 4, 1, 3, 1, 3, 1, 2, 4, 1, 2, 3, 4, 3, 2, 1, 2, 3, 4, 3, 2, 1, 2, 3, 4, 3, 2, 1) are placed above the notes. A bracket labeled "3rd String" spans the notes from G3 to G4. The bottom staff is a guitar tablature with six strings, showing fret numbers for each note: 0, 2, 3, 2, 5, 7, 5, 4, 5, 7, 5, 4, 3, 2, 1, 0, 7, 5, 4, 3, 2, 1, 0, 7, 5, 4, 3, 2, 1, 0.

Musical notation for a two-octave C major scale. The top staff is in treble clef with a key signature of one flat (Bb) and a common time signature. The scale is written as a sequence of eighth notes: C4, D4, E4, F4, G4, A4, Bb4, C5, Bb4, A4, G4, F4, E4, D4, C4, Bb3, A3, G3, F3, E3, D3, C3. Fingering numbers (1, 4, 2, 1, 3, 1, 3, 1, 4, 2, 1, 4, 2, 1, 2, 3, 4, 3, 2, 1, 2, 3, 4, 3, 2, 1, 2, 3, 4, 3, 2, 1) are placed above the notes. A bracket labeled "3rd String" spans the notes from G3 to G4. The bottom staff is a guitar tablature with six strings, showing fret numbers for each note: 0, 2, 3, 2, 5, 7, 5, 4, 3, 2, 1, 0, 7, 5, 4, 3, 2, 1, 0, 7, 5, 4, 3, 2, 1, 0, 7, 5, 4, 3, 2, 1, 0.

To watch a video of these scales played on a guitar go to [JeanWelles.com](http://JeanWelles.com)

# Other Resources

## Jean Welles Worship Guitar Class™

Each volume has 7 lessons. You will learn around a dozen chords and half a dozen new strumming and finger picking patterns with each DVD. No previous musical experience is required. This is perfect for those who would like to learn to play the guitar at home. You can develop a personal worship time and learn to lead worship in small group settings.

There are booklets with the song and chords in each DVD. To facilitate classes and to see the actual music notation, there are books that go with each DVD. The DVD's have two language tracks, English and Spanish.

<http://www.worshipguitarclass.com/guitar-video-dvd.html>

### Vol. 1 DVD or VHS Beginner/Intermediate

- Learn the basics of how to hold a guitar, tune it, parts of the instrument and how to read chords charts..
- Learn a dozen chords and half a dozen strumming and finger picking patterns.
- Learn songs like 'Lord I Lift Your Name One High', 'Take My Life,' 'I Love You Lord' and 4 more.

### Vol. 2 DVD or VHS Intermediate/Advanced


- Learn about the I, IV, and V chords & play bass runs.
- More new chords and strumming and finger picking patterns.
- Learn songs like 'This Little Light Of Mine,' 'I Could Sing Of Your Love Forever,' 'The Heart Of Worship' and four more.

### Vol. 3 DVD or VHS Intermediate/ Advanced/Expert

- Strengthen your left hand with a bar chord exercise.
- Tips for playing bar chords.
- Learn 18 new chords, more strumming and several new finger picking patterns.
- Songs include 'As A Deer,' 'Amazing Grace,' 'God of Wonders' and four more.

### Vol. 4 DVD Advanced/Expert

- Learn Bar Chord families and how to play bar chords in various positions up and down the fret-board
- Learn several songs with open chords.
- Songs in the DVD include 'Open The Eyes Of My Heart,' 'At The Cross,' 'Holy Lord,' 'Shout To The Lord,' plus three more.



*"My husband had owned a guitar for 18 years and was never motivated to learn. He had purchased books and had friends show him, but nothing clicked, until I purchased this video for him. Now he plays all the time. It was so encouraging to him to be able to start playing a song instead of just chords." Karen Koch, CA*

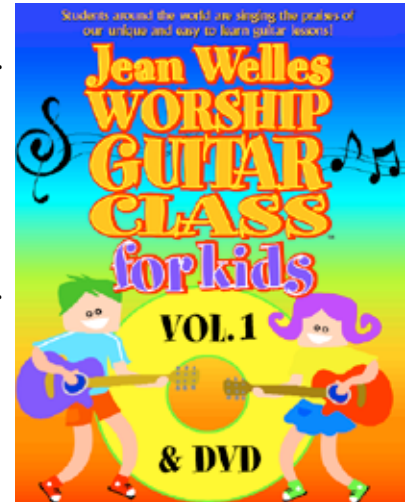
*"Our son has never learned the guitar so quickly. These are the best training videos we've seen. He an already play and sing the whole tape. He was playing better with your tape in 2 days than one year of private guitar lessons. Thank-you for making it so easy!" Nancy Warner, Jacksonville, FL*

# Jean Welles Worship Guitar Class™ for Kids

I'm pleased to offer this Jean Welles Worship Guitar Class™ for Kids program. This program for kids will not only teach your child how to play the guitar but can also help them develop a heart of worship. The lessons start with one finger chord worship songs and plucking out melodies with individual fingers.

What comes with the 'Jean Welles Worship Guitar Class™ for Kids' Program?...

- A DVD with 9 Lessons, 2 1/2 hours long.
- A downloadable eBook or book - over 30 pages!
- A Practice Session for every lesson, that starts with prayer.
- A Practice Chart you can photocopy.
- Options for including a Kid's Guitar.
- NEW - Option for online Streaming Videos



At a large music trade show a company from China approached me. Usually I don't like the quality of guitars from China, but I was impressed with their instruments. They told me they had purchased the tooling from Japan.

That made sense! Japanese make very good guitars. These instruments are now available at this web site. They have the quality of a good Japanese guitar at Chinese prices. They will be shipped in a sturdy shipping box.

*"My son has enjoyed the Kids Guitar Lessons DVD and is really doing well. The guitar we bought from you sounds really great for such a reasonable price, and the case is just right for him to carry and protect it. Since things are going so well, I plan to buy the adult DVD class along with a guitar from you also so I can play with him!"* – Manny Venegas

We have half size, 3/4 size and full size guitars. There are complete packages at the website, [WorshipGuitarClass.com](http://www.worshipguitarclass.com) for the adult and kids programs.

<http://www.worshipguitarclass.com/kids-worship-guitar.html>

## How To Master Finger Picking



Would you like to improve your finger picking skills on the guitar? Learn to master finger picking with exercises and 8 fun songs to play.

Learn Finger Picking Exercises, Some Christmas songs to sing, Instrumental solos like 'All Hail The Power Of Jesus Name' and 'Christ The Lord Is Risen Today,' 'Green-sleeves' and a Flamenco Solo with tremolos, rasqueados and a tambour technique.


This is available as a book and DVD or as 10 online videos with a 24 page e-book with the music and tips on playing.

<http://www.worshipguitarclass.com/fingerpicking.html>

## Be Thou My Vision

This song has a rich history. It has been enjoyed by Christian for literally centuries! The melody dates back to around 400 AD. Here are four guitar accompaniments for all levels of guitar players. The first arrangement uses just three chords and the last uses 10 chords. These aren't instrumental solos, but just pretty arrangements you can use in singing the song. Includes a download file with the songs and video teachings for each.

<http://www.worshipguitarclass.com/be-thou-my-vision.html>



## Tips, Tricks and Exercises for Great Guitar Technique - ebook



With Great Guitar Technique you can


- \* Play for hours without pain or hand fatigue
- \* Move quickly and easily across the fingerboard
- \* Have more fun playing

When I first started playing, my technique was awful. The exercises and ideas in this book are what changed and transformed my playing. I've seen them help hundreds of students. Regardless of where your playing is today, you can learn to play the guitar with great guitar technique!


[http://www.worshipguitarclass.com/guitar\\_technique\\_eBook.html](http://www.worshipguitarclass.com/guitar_technique_eBook.html)

## 200+ Chord Charts with Pictures and Much More... eBook

- Learn how to read Chord Charts.
- Learn a dozen chords on each note of the scale, A, A2, A6, A7, A9, Asus4, Adim7, Am, Am6, Am7, AMaj7, Aug, etc.
- Learn what the root is of all the chords
- Learn why some chords have slashes with two notes and how to find any bass note on the guitar.
- See the actual pictures of how to play, not only the chart.
- Learn about movable chords and open chords.



[http://www.worshipguitarclass.com/guitar\\_chord\\_charts.html](http://www.worshipguitarclass.com/guitar_chord_charts.html)



### Contemporary Praise and Worship Guitar: 12 Weeks to Leading Worship by Ric Holloway


This is one of our best selling books.

Contemporary Praise and Worship Guitar: 12 Weeks to Leading Worship, is a new book with CDs. Written by contemporary worship leader and guitarist Ric Holloway, this book takes the intermediate guitar player step-by-step in learning to lead worship with a variety of chord and strumming techniques. Contemporary

Praise and Worship includes 2 practice CDs with strum patterns and vocals, chord charts for 50 of the most popular contemporary worship songs, and details in leading worship. He teaches lots of strumming patterns. No fingerpicking is used, but there lots of different strumming ideas.

Includes: Better Is One Day, We Fall Down, How Great Is Our God, Shout To The North, Famous One, I Love Your Lord, Open The Eyes Of My Heart, Strong Tower, It Is You, Trading My Sorrows, My Redeemer Lives, Holy Is The Lord, Forever, Hallelujah (Your Love Is Amazing), The Heart Of Worship, All The Earth Will Sing Your Praises, Arise, Praise You In This Storm, I Could Sing Of Your Love Forever, Here I Am To Worship, Big House, He Reigns, All About Love, You Are So Good To Me, Draw Me Close To You, Beautiful One, Above All, God Of Wonders, Calling Out To You, I Am Free, You Are My Kind, Breathe, Knowing You, Word Of God Speak, Jesus Is Here, Voice Of Truth, Sing To The Lord, I Can Only Imagine, Dive, Offering, Blessed Be Your Name, Friend Of God, Lord Have Mercy, Cry Out To Jesus, He Is Love, My Savior My God, Good Friday, Romans 12:1, Audience Of One.

<http://worshipguitarclass.com/praise-worship-guitar.html>



# Play Piano By Ear

Would you like to be able to play any worship song on your Piano or Keyboard by ear?

The Secret is learning to play using “Rhythmic Patterns” This is how guitar players learn. They learn a few simple strumming PATTERNS and a few simple chords and they are enjoying music right away.

Most piano or keyboard lessons focus only on reading music. Reading music is good to know, but if they notes aren’t written down, they can’t play. Or if someone wants a song sung in a different key, they can’t do that either.

Learning to play with RHYTHMIC PATTERNS frees your playing. You can use patterns to play all styles of music. It’s especially freeing for worship leaders

‘RHYTHMIC PATTERNS’ are equally effective whether you play the Piano or the Keyboard.

Finally set your hands free! Whether you’re an absolute beginner or a seasoned pro who would like to learn to play BY EAR, you’ll learn to use contemporary ‘RHYTHMIC PATTERNS’ that are very effective whether you’re playing solo or within a band.

You can hear a sample at [WorshipGuitarClass.com/piano.html](http://WorshipGuitarClass.com/piano.html)

## Piano Course for Christians


I’m delighted to offer Madonna Wood’s wonderful course on learning to play piano with a Christian emphasis. This course teaches students how to read music on the piano.

Written by Madonna Woods - Complete course in six levels: Preparatory Level, Level 1 through Level 5. Includes six books and eight audio CDs. The degree of difficulty of each level corresponds to the same level in other recognized piano courses. Accordingly, students who have completed, for example, Level 1 of a another publisher’s recognized piano course, may easily transition to Level 2 of the Piano Course for Christians.

Written for the Christian student. The music, text and illustrations reinforce Christian values.

Homeschoolers are finding it tailored to their unique needs and can be used over and over by all family members. Each level has complete and clear explanations of music concepts with Lesson Plans and advice on music and Christian instructions so that parents can tutor their children. Prior knowledge of music is not necessary.

<http://www.worshipguitarclass.com/piano-for-christians.html>



## The Beginner Drummer (DVD)

By Carl Albrecht

### Level 1

Learn the fundamentals of modern drumming techniques without overlooking the critical basics. Vital to beginning drummers, this video will give you the nuts & bolts in order to build your skill so you can perform well on your instrument.

A few of the topics covered are: \* tuning concept \* stick grip techniques \* fundamental rudiments \* 4 basic drum grooves \* patterns using 8th notes, 16th notes, triplets, & shuffles (including swing and hip-hop)



## Drums & Percussion: The Next Step

By Carl Albrecht

### Level 2

Expand beyond the basics as you add more drums, cymbals & even percussion instruments to your set. Showing you options by using various sticks, mallets, \* brushes, along with a few percussion elements for added effect. As you develop more technically & musically Carl continues to emphasize the importance of being a team player.

A few of the topics covered are: \* expanding your drum kit \* tuning options \* rudiment development \* building groove & fill ideas




## Drum Grooves for Worship

There are so many songs in contemporary worship, a drummer might think it's impossible to learn them all. Carl Albrecht has taken on this monstrous task in order to show you how to prepare for the grooves of worship. After analyzing the top 100 CCLI Worship songs (www.ccli.com), Carl found that there are only "7", essential types of drum patterns used in modern worship. Even though there are arrangements to learn according to each song the basic elements for drummers are not overwhelming.

Even though the teaching is designed for the beginning to intermediate player, even advanced drummers will find this conceptual teaching to be a helpful resource in their continued learning. Once you've grasped these basic drum feels you'll be equipped to learn any modern worship song.

## Drum Miking Made Easy

Getting a great drum sound is one of the toughest jobs for even the best engineers. Session and touring drummer, Carl Albrecht from Nashville, along with Doug Gould of Shure and Mike Overlin of Yamaha carefully explain the tricks of the trade. This top trio of clinicians take the mystery out of drum "soundology". Besides each being an accomplished player, they also have taken the time to explore and understand the technical side of drum audio.



<http://worshipguitarclass.com/christian-drum-lessons.html>



## Set your voice FREE

by Roger Love

This is an excellent book and CD that I use. When I use the exercise CD, in my car, my voice doesn't tire when I'm singing a lot. Helps your speaking voice too. Available either in Hard Cover, or Paperback. I've tried a lot of vocal programs and this is one of the best I've seen & used.

## Vocal Warm-up CD

Audio CD designed to assist the vocalist in completing a basic warm-up of their vocal apparatus prior to rehearsing or performing. If you get one program, I recommend 'Set Your Voice Free.' Then get this one for variety. I use it and love it too. It has other exercises to relax your mouth, for example the 'motor boat' sound.



<http://www.worshipguitarclass.com/voice-bundle.html>

For a copy of our current catalog write:

Jean Welles Worship Guitar  
11664 National Blvd. #275  
Los Angeles, CA 90064

Phone: 310-477-6192  
Toll-free: 800-391-5412

To see the complete list of resources visit:

<http://www.worshipguitarclass.com/Products.html>

To subscribe to our Newsletter, sign up at the website, [WorshipGuitarClass.com](http://WorshipGuitarClass.com), or send an e-mail to [Subscribe@worshipguitarclass.com](mailto:Subscribe@worshipguitarclass.com).